



Welcome to SEND at Ashbourne Primary School

SEND Policy & Information Report

January 2026 – January 2027

Minute number of ratification: LGC022426/6a

Key People	
Miss Davis	Co-headteacher Contact number: <ul style="list-style-type: none">• 01335 342891
Mrs Akhurst	SENDCo Contact number: <ul style="list-style-type: none">• 01335 342891

Welcome to Ashbourne Primary School

Our welcome booklet unites our SEND Information Report and SEND policy. This makes it easier for parents and staff to find SEND information more easily. Any questions or comments, please get in touch.

Our photos of children are chosen regardless of whether they have SEND or not.

This is inclusion.

Contents

2	What is SEND? Our Ambitions	11	Our Team: Who's Who
3	Types of SEND	13	Staff Training
4	Identification of SEND	14	Specialist Help
5	How we meet Children's Needs	15	When Children Join or Leave
6	Assess, Plan, Do, Review	16	Our Buildings Equipment for SEND Children
7	Targets	17	Your Questions Answered
8	The Role of Parents Support for Parents	19	Looked After Children,
10	The Role of Children	20	Complaints, Exclusions, SEND Laws and Monitoring

The School

Ashbourne Primary School is for children aged 4 to 11 year olds. We have approximately 200 children on roll.

What is SEND?

A child has SEND if they have a **learning difficulty** or **disability** that we need to make **special provision** for.

Some key terms explained:

- **Learning Difficulty:** when a child finds it harder to learn than most children do.
- **Disability (that we need to make special provision for):** something that hinders a child from using our school facilities.
- **Special provision:** is support that is extra or different to what is typically provided.

What are our Values?

Every child with SEND can thrive. We do everything that we can to make sure that happens.

That means we:

- provide lessons that meet the needs of every child;
- make reasonable adjustments to lessons and our school environment;
- provide staff training to expand our SEND expertise.

What are our ambitions for children who have SEND?

We are ambitious for all children with SEND. We want them to make excellent progress. This means they will know more, remember more and be able to do more, despite their SEND.

We want to give them the knowledge and skills they need for adult life. We think about both long term and short term.

In the long term, we want our children with SEND to:

- have excellent basic skills (especially in reading, writing and maths)
- have good friends and relationships
- live a healthy and independent life in the community
- be successful in work.

Identification of SEND



How do we decide if a child has SEND?

We will assess the child. This might be an assessment of reading, writing or maths. It could also be assessing a child's social skills or behaviour.

Some parents give us extra information to help us make decisions. For example, this could be an eye clinic report about sight loss, or an autism diagnosis letter.

Sometimes our assessment might be quick. Sometimes SEND only becomes clear when we assess a child over a longer period.

When we assess, we always look out for:

- A child making less progress than their classmates;
- A child making less progress than they did before;
- A child not closing the gap between them and their peers (despite any extra help that we have given).

Sometimes, we ask outside experts to assess children and give us advice.



Is it always SEND?

Slow progress does not always mean a child has SEND. When we are assessing whether a child has SEND, we also consider other factors such as:

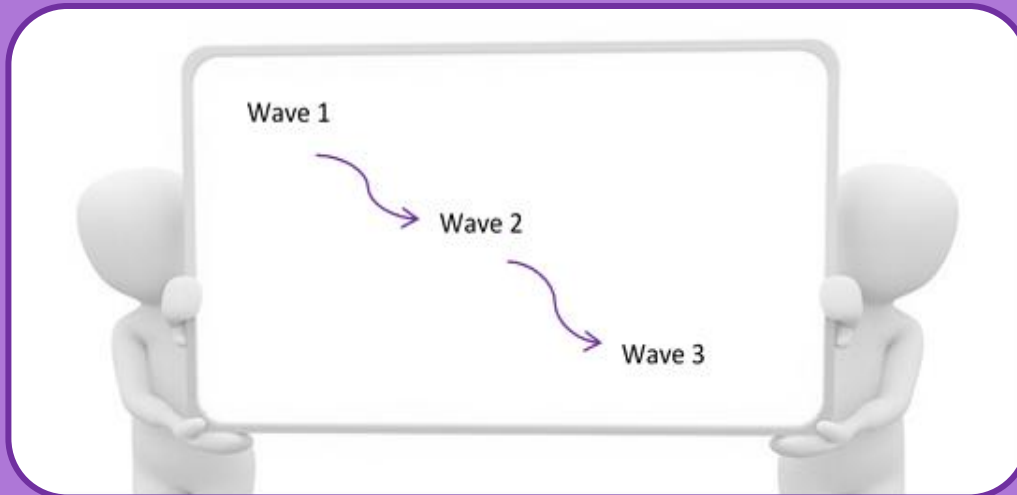
- Attendance
- Issues in that child's life (e.g. bereavement)
- Issues in school (e.g. friendships)

Often teachers address progress issues via adjustments to what is already on offer, without needing SEND provision.

A child does not have SEND just because English is not their first language (although they could have SEND as well).

Also, a child doesn't have SEND just because they were born in summer term (and so have had less time in school than their September born classmates).

How do we meet children's needs?



Overview

Children's SEND are varied. Not all children need the same level of support. Where need is higher, we usually take more actions. Where need is lower, we might only need two or three adjustments.

We match the level of support to the child's level of need. This matching is called our **graduated response**.

The levels of support are often called **waves** of support.

Schools have three waves of support:

- **Wave 1:** Support and opportunities that every child gets – also known as Quality first teaching.
- **Wave 2:** Support and opportunities for children who need a little extra help.
- **Wave 3:** SEND support for children to meet their very individual needs.

Teachers and support staff all work at all levels of support.

Wave 1

This is quality first teaching lead by the class teacher. It includes:

- ✓ Teachers who are ambitious for all their children.
- ✓ Well planned lessons that are differentiated (i.e. adjusted) to engage all children.
- ✓ Resources that help all children succeed (e.g. writing frames, number lines).
- ✓ Opportunities for children to practice and use their learning in different situations.
- ✓ Teachers assessing children to help them know when to move on and what to teach next.
- ✓ Behaviour and reward systems that motivate children.

Wave 2

This is for children who need extra support to catch up with their peers. It is often small group work, either in the classroom or elsewhere in school. For example:

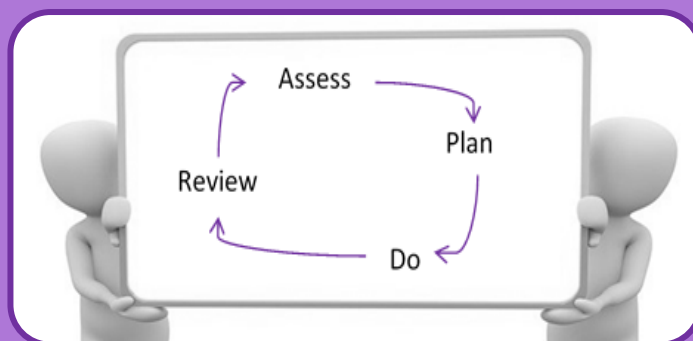
- ✓ Interventions for reading, writing or maths.
- ✓ Extra teaching assistant support in lessons.
- ✓ Extra phonics sessions in a small group.
- ✓ Social skills groups.
- ✓ Pastoral support sessions either in a groups or 1:1 on 6 weekly basis to meet a SMART targets.

Wave 3

This means personalised SEND interventions. For example:

- ✓ Phonics support on a 1:1 basis.
- ✓ Work to help fine motor skills (e.g. doing buttons, hand strength exercises).
- ✓ 1:1 speech therapy work.
- ✓ Social Stories linked to areas of social skills that are not fully developed.
- ✓ An individual positive behaviour programme.
- ✓ Physiotherapy work.
- ✓ Tweaks to the child's environment (e.g. a visual timetable, a calming area).
- ✓ Person-centred plans (e.g. Pupil Profile, SEN Support Plan, IEP)

The SENDCo keeps a grid of our Wave 2 and Wave 3 SEND programmes. We call this our *Provision Map*.



Assess, Plan, Do, Review

All our SEND support fits into a four-part cycle called *Assess, Plan, Do, Review*.

- Assess: We decide what the child's needs are.
Plan: We set targets. We decide how we support the child to meet these targets.
Do: Everyone follows the plans we've agreed.
Review: We look at how well the plans worked. We agree what to do next.

Each cycle takes one school term and there are three cycles per year.

Sometimes this timescale is shorter (e.g. we are working on an important safety target or because the child is very young and is changing quickly).

Targets



SMART Targets

We set targets for children with SEND so that staff, parents, and children know what we are all working towards. These targets are part of a child's Individual Education Plan (IEP).

We often call these **SMART** targets. SMART targets are:

- ✓ **Specific:** We say exactly what the next small step will be for the child.
- ✓ **Measurable:** We say how we will know if the child is meeting the target.
- ✓ **Achievable:** We will be ambitious for the child, but it still needs to be achievable.
- ✓ **Relevant:** We link it to the child's difficulties or what they need to achieve next.
- ✓ **Time bound:** Targets are normally set to for one term (10-14 weeks).

How are Targets Specific?

Specific targets say what the child **will be able to do**. We avoid words that are vague. Instead, we use action words to write targets (e.g. read, write, take turns).

Vague Words (We avoid these)	Specific Action Words (We use these)	Examples
Improve	Add	Jo will add numbers up to 6 using apparatus (e.g. cubes).
Continue	Read	Jo will read all Phase 4 tricky words.
Develop	Say	Jo will say sentences that include where or when something happened (e.g. "In the water, the shark hunted her lunch"; "The woodcutter ate his lunch when the sun was high").
Behave	Use	Jo will use calming strategies (e.g. blutack, weighted dog, time out) when he is anxious in class.

Parental Involvement

For ease of reading, this booklet uses the term “parents” to mean anyone who acts in the role of parent. This can include carers, other family members and, for children who are “looked after”, the local council.



Teamwork with Parents and Families

Parents are a vital to the success of children with SEND:

- Their knowledge helps us to get a complete view of a child's SEND.
- They tell us what strategies work well at home (often good ideas from home can help the child in school).
- Parents can attend termly SEND Reviews so we can review their child's progress as a team.
- Parents use ideas from school to help the child at home.
- Parents share useful information with us to help us meet the child's SEND (e.g. clinic reports).

When we think a child might have SEND, we discuss this with parents. This is so that we can:

- Find out more about the parent's views;
- Chat about what the next steps might be (this might include setting targets);
- Agree some long term goals (we might refer to these goals as outcomes).

Excellent teamwork between us and parents is very important to us.

Co-Production

The word *co-production* means parents being a key part of planning SEND support and what's provided for SEND.



Co-production is really important to us. Parents help by coming to SEND reviews and giving their input or by keeping us up to date on their child's life.

Just as importantly, parents help us to improve our SEND support through our parent surveys, giving views on our latest SEND documents and giving ideas for our next parent workshops known as SEN Café's.

Support for Parents

SENDIASS Derbyshire

SENDIASS is the **Independent Advice and Support Service** for parents.

The service is free.

They offer a range of help:

- Info on local groups and services
- Info on SEND laws
- Info on local council procedures for SEND
- Help to prepare for meetings (so you have your say and feel heard).

How can parents access SENDIASS?

Parents don't need anyone to refer them to SENDIASS. They can just get in touch:

- Tel: 01332 641414
- Email: SENDIASS@derby.gov.uk
- Web: <https://derbysendiass.org.uk/search/>



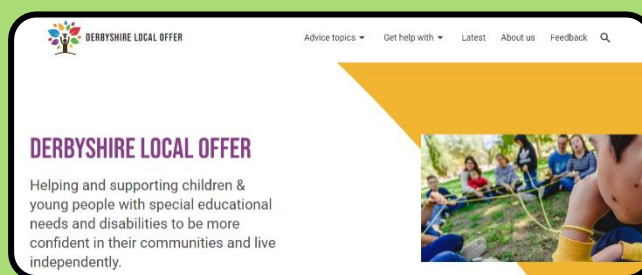
Apart from English, their key leaflets are available in the ten most spoken languages in schools:

- European: Albanian, Czech, Polish, Portuguese, Romanian
- Asian: Bengali, Chinese (simplified font), Malay, Tamil, Urdu

The Local Offer: <https://www.localoffer.derbyshire.gov.uk/home.aspx>

The Local Offer is a website that is written for parents and families. It helps them know 'what is out there' for youngsters with SEND in our local area. It includes:

- Support services
- Health services (e.g. contacts for the NHS speech and language team)
- Schools
- Leisure activities (e.g. SEN sports clubs)
- Contacts for SEN charities



Our staff, SENDIASS and the Local Offer can all help parents through the SEND maze.

The Role of Children



The role of children is to **do their very best** so that they **learn more, remember more** and **can do more** for the rest of their lives!

It is also important that adults listen to the views of children with SEND. The child's input can help us unlock extra progress. Collecting child views may include:

- Asking or observing the child.
- The child completing a survey.
- The child self-assessing their behaviour targets.
- The child coming to their SEND review meeting.
- An annual survey of SEND children.



How we collect child views depends on the child's age and development.



Can a child with SEND join in day trips, residential trips, breakfast, after school and holiday clubs?

Yes – we make adjustments so that children who have SEND can join in all of school life.

Staff may need to talk to parents to plan adjustments. Or, a parent can talk to their class teacher or a SENDCo about if they are worried that their child might need adjustments to be successful.

It is **very** rare that we must make the hard decision for a child to not attend – in the very small number of occasions this is due to safety, wellbeing, or both.

Our Team: Who's Who?



Our SENDCo is:

Mrs Akhurst

I oversee and co-ordinate SEND provision for children with SEND.

I support and guide staff and parents so that children with SEND have both high-quality teaching and ambitious support.

I advise on the use of school's SEND budget and resources to meet children's SEND.

I identify training needs and make sure that SEND INSET enhances staff skills.

I liaise with Early Years settings and other schools to help a smooth transition both in and out of our school.


I am the key contact for external SEND support services.

I set an inclusive ethos for the school.

I check on the SEND quality of education and provision.

More about our Team

“Every teacher is a teacher of SEND”



“Every teacher is a teacher of SEND”

What do our teachers do for SEND?

- Teachers are responsible for the development of *every* child they teach.
- Teachers work closely with support staff to plan and review support.
- Teachers adjust lessons to make them accessible for every child.
- Teachers use assessments to plan inclusive lessons.
- Teachers follow advice from any support services.
- Teachers review each child’s progress and plan the next steps.

What do support staff, including teaching assistants, do?

Support staff are a key part of helping children achieve their full potential. They support children during lessons and also lead both SEND groups and 1:1 work inside and outside of the classroom.

Our Governors

All our governors all must think about SEND when making decisions so that we become even more inclusive. We have one governor who has extra responsibilities – this is our SEND governor.

Our SEND Governor is: Mrs Katie White

- I overview long term plans for improving SEND in school.
- I monitor SEND in our school. This includes our legal duties.
- I meet with the SENDCO(s) regularly
- I attend SEN meetings held for parents

Staff Training

Our team have lots of SEND expertise. However, it is important we refresh and develop our learning and further develop our skills.

To train and develop our team, we use:

- Staff meetings and INSET day training
- Staff supporting each other within school
- Staff attend training courses delivered by the Local Authority and other services
- Online information
 - e.g. NASEN forums



What training have we had?

Examples of training for our staff in the past 3 years includes:

Cognition and Learning

- Dyslexia training
- Talk for Writing
- Maths Hub training
- English Hub

Social, Emotional & Mental Health

- Positive behaviour support plans
- Positive Handling
- Mental Health
- Attachment Aware

Communication & Interaction

- Autism Advocate training
- Lego therapy
- Chatterbug

Other

- Making Sense of Autism
- DSL supervision
- Precision Teaching
- Trauma
- Sensory

If there's something that's not on this list, please ask. As this list does not cover every single training session, it's possible that we have staff trained in the area that you are interested in.

Can school access specialist help?

Yes. Some students have needs that are very specific or complex. Therefore, we work with support services to benefit from specialist advice. You may sometimes hear us refer to these support services as "external agencies".

Support Services we work with include:

- Educational Psychology Service (EPS)
- CAMHS (Child and adult mental health service)
- Speech and Language Therapy
- Occupational Therapy (OT)
- Physiotherapy
- ISAT (Inclusion Support Advisory Service) & IRAT (Inclusion Response Advisory Teacher) at the Local Authority
- Deaf and HI Team / VI Team
- Education & Welfare
- Early Help

For most children, we meet their SEND without needing support services. This is because our staff have training and skills to **adapt classrooms and lessons** to meet their needs.

If we think we need extra advice from a SEND support service, we discuss this with the student's parent. Parents normally understand the many benefits for their child, but they are welcome to chat with the class teacher or SENDCo. The parent makes the final decision.

Support services advise teachers and the SENDCo. Teachers make sure advice is followed and the SENDCo monitors this.

When Children Join or Leave Us

(This is called transition)

How do we help children joining our school?

- We meet parents and any nursery, childminder or current school to find out about the child's needs.
- We design a personalised transition plan
- The child visits school and gets to meet the adults in their new class.
- The child can have extra visits if needed.

How do we help children leaving our school?

- We link with the next school to share SEND information.
- We often support children having extra visits or talk to children about any worries about their new school.
- Transfer to secondary school is normally led by the secondary school. You can find more about how they manage this in their SEND Information Report.
- We invite the SENDCo of child's secondary school to the Y5 and Y6 annual reviews.

We take the same approach if a child with SEND leaves our school before the end of Y6 (e.g. because of a house move). If a child moves school quickly or further afield, we may tweak our support (for example, there is not a SEND Review before they move).

Transition between Year Groups

Before the end of the summer term, teachers pass on SEND information to the new teacher and the child gets to visit their new class multiple times.

If needed, extra visits to the new class or transition booklets are provided to help children with SEND have a smooth transition to their new class.

Extra Equipment for SEND

Some children need extra items to help them be successful at school. Most of these are not expensive and we buy these from our budget.

From time to time, equipment costs much more than this (e.g. hoists, hearing aid loops). If so, we might ask for extra funding from the local council's SEND funds. We do not ask parents to pay for SEN provision from their own money.



Your Questions Answered

1. Does a child need a diagnosis in order to have SEND?

No. Some children do have a diagnosis (e.g. autism, ADHD), but we can address a child's SEND even if they don't have a diagnosis.

We know that families often want diagnosis so that they can be sure what is going on for their child. But, it's also important that we help the child as soon as we can – so we don't need to wait for a diagnosis to make adjustments for a child.

2. What is an EHCP?

EHCP is short for *Education, Health and Care Plan*. This is like a contract between a local council, school and parents.

Most children's SEND can be met without an EHCP - we use our SEND funding to do this. Some of these children will have SEND Support Plans (a plan that sets out their needs and how we'll meet them).

A small number of children with more complex SEND have an EHCP (about 2% of all children). Some of these children are in special schools and some are in mainstream schools.



More information on EHCPs can be found on the Local Offer website or you can ask our friendly SENDCo about EHCPs.

3. Are emotional difficulties always SEND?

No. Some children have time when they are withdrawn or sad (e.g. because of a death of a family member or loved pet).

When a child is distressed, this is often short term. We have a range of emotional support we can offer, depending on a child's difficulties.

Some adverse experiences lead to longer term or more severe emotional issues. If so, the child's difficulties might be assessed a SEND.

More Questions Answered

4. What support is available for social and emotional needs?

We are proud to be a caring, nurturing and supportive school. We believe that children need to feel happy, secure and safe in order to meet their potential.

Every child is treated as an individual. If they exhibit challenging behaviour, we try to find the causes and then adapt so we can alleviate the behaviour.

Some of our support is available to all children:

- Class circle time
- Group work linked to emotions and feelings
- Posters tell children who they can talk to if worried (our safeguarding team)
- Clear systems for managing behaviour through our behaviour policy
- Play equipment for children to enjoy at playtime and lunch time
- Support from our child and family wellbeing leaders

Some children also have extra support, including:

- Small groups to support social skills, these are called:
 - Lego therapy
 - Precision teaching
 - Behaviour Support Plans help some children regulate their emotions.

5. Why don't schools include a child with autism or ADHD as having a sensory need on the paperwork or the school SEND register?

Every school must follow the government's SEND handbook. This is called the SEND Code of Practice. It tells us what categories of SEND we are allowed to use and what each category means.

The government's category "Physical / Sensory Needs" includes three specific sensory needs:



- Visual impairment: Loss of some or all of their sight;
- Hearing impairment: Loss of some or all of their hearing;
- Multisensory impairment: Loss of some or all of both their hearing & sight.

Each of these sensory needs refers to the loss of sight and/or hearing.

Children with ASD or ADHD can also have sensory needs but they have not lost the use of their senses. It's more that they might be over or under-sensitive to sights, smells or sounds etc. Their needs are usually about processing of sensory information rather than loss of vision or hearing.

Although we can't put these needs into the government's sensory needs category, it doesn't make a difference to the support that the child receives.

SEND & Looked after Children

LAC stands for Looked After Children. Being looked after means that parents are unable to care for a child and the council or court takes on parenting decisions. This can be temporary or permanent. There are a few ways the child's new care might be provided. Two common ways are foster care or children's homes.

NSPCC has a good explanation of LAC: learning.nspcc.org.uk/children-and-families-at-risk/looked-after-children.

Who's Who?	
Mrs Howell Assistant Headteacher	I lead LAC support in our schools. The full name for my role is " <i>Designated Teacher for Looked After and Previously Looked After Children</i> ". Contact me: 01335 342891
Mrs Simpson and Mrs Blake Child and Family Wellbeing Leaders	We lead on safeguarding as well as social and emotional support for children and parents. Contact us: 01335 342891

For our pupils who are LAC and have SEND, we:

- Monitor progress through a termly Personal Education Plan (PEP).
- As often as we can, schedule PEP meetings at the same time as SEND meetings so that PEPs and SEND plans are joined up.
- Work well with LAC support services (e.g. social workers, the Virtual School Headteacher).
- Make sure LAC pupils with SEND can join in extra activities, by making extra arrangements such as:
 - Permission from both a social worker and a pupil's carer to allow them to go on a residential trip
- Use Pupil Premium plus money to get the best outcomes for the pupil.
- Give LAC children equal access to SEND provision that is no less than they would get if they were not LAC.
- Support staff to understand the effects of loss or separation from birth families.
- Know that SEND can make it even harder for some LAC children to trust adults, and how we might overcome this.
- Have big ambitions for our pupils who are LAC and SEND. National data shows that this group of pupils aren't achieving well enough. We'll make sure that no LAC & SEND child is failed by us.

Extra Funding (Pupil Premium Plus)

We get extra money for LAC pupils and those who were LAC but aren't anymore (e.g. pupils who've been adopted after time in foster care). This money is called Pupil Premium Plus. From time to time, you might also hear it being called LAC Pupil Premium.

Being LAC and having SEND does not mean that a pupil is behind in their learning. For example, a LAC pupil who is very able at maths and English but experiences social difficulties that are identified as a SEND.

Other Information

Exclusions

We reduce the risk of exclusions by making adjustments to help everyone fully access life in school.

However, you can find out more about exclusions in our **Behaviour Policy** on the policies page of our website.

Evaluating our SEND Policy

We have five key ways to check how well our SEND policy is working:

1. Monitoring the progress children have made.
2. Monitoring how well children with SEND meet their SMART targets.
3. Regular reviews of interventions with teachers and support staff.
4. Our leadership team visit classrooms to observe and look through children's books.
5. Listening to the views of parents, families and children.



Our SENDCo and leadership team are in charge of evaluating our SEND policy.

Where to find more SEND Information?

Visit our website, www.ashbourneprimary.co.uk to read other policies that link to SEND:

Accessibility plan

A three year plan to be a more inclusive school.

Behaviour Policy

Rewards, rules, sanctions and much more.

Anti-bullying

Information on our approach to tackling bullying

Medical Policy

Support for children with medical conditions and what we do about medicines.

Want to read more?

If you want to read more, these are the key SEND rules and laws:

SEND Code of Practice


- This is the Government's SEND rulebook.
- Find out more [here](#).

Equality Act

- This 2010 law outlines our duties to make reasonable adjustments and not discriminate.
- Find out more [here](#).

The Children & Families Act

- This 2014 law outlines our duties for children with SEND.
- Find it [here](#) (p.21 onwards).



Status of our SEND Policy

This policy is statutory. That means that the law says schools must have a SEND policy and a SEND information report. The DfE say that these can be a single document.

We use a single document so that it is easier to find out about our SEND work. This booklet has all the essential parts of both the SEND Information Report and SEND Policy.

Evaluating our SEND Policy

The SENDCo and other school leaders have five key ways to check how well our SEND policy is working:

1. Monitoring how much progress children have made.
2. Monitoring how well children with SEND are meeting their SMART targets.
3. Regular reviews of interventions with teachers and support staff.
4. School leaders visit classrooms to observe, or looking through workbooks.
5. Asking parents and children about SEND in our school.

Reviewing this policy

We review this policy every 12 months. Our SENDCo is in charge of the policy review. Then, our governors discuss and approve it.

We hope you found this SEND document helpful. Thank you for reading.

We welcome questions and comments – please get in touch with our SENDCo.